

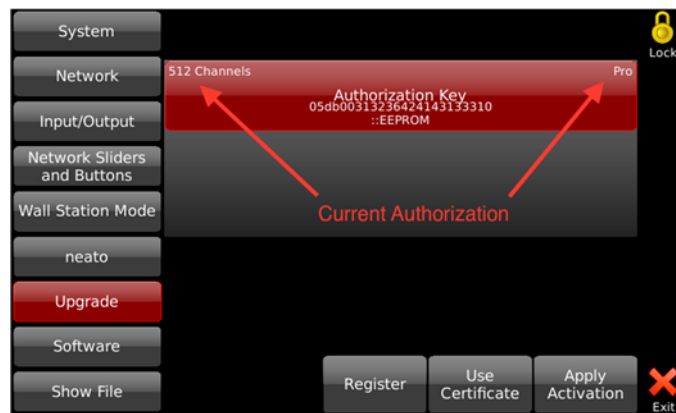


# cognito<sup>2</sup> choreo

## Upgrading in the Field

Ask user to press POWER  then **SETUP** then **UPGRADE** and ascertain the current authorization. Choreo users press  then **UPGRADE**.



Press **SOFTWARE** and document the Serial Number.



Contact [orders@pathwayconnect.com](mailto:orders@pathwayconnect.com) to order the upgrade(s) referencing the serial number.



- 700-7814 Upgrade, Cognito<sup>2</sup> Starter to Pro512 \$800.00 MSRP
- 700-7815 Upgrade, Choreo or Cognito<sup>2</sup> 512 Pro, Add 512 Channels \$800.00 MSRP
- 700-7821-512 Upgrade, CognitoPC, Add 512 Channels \$800.00 MSRP

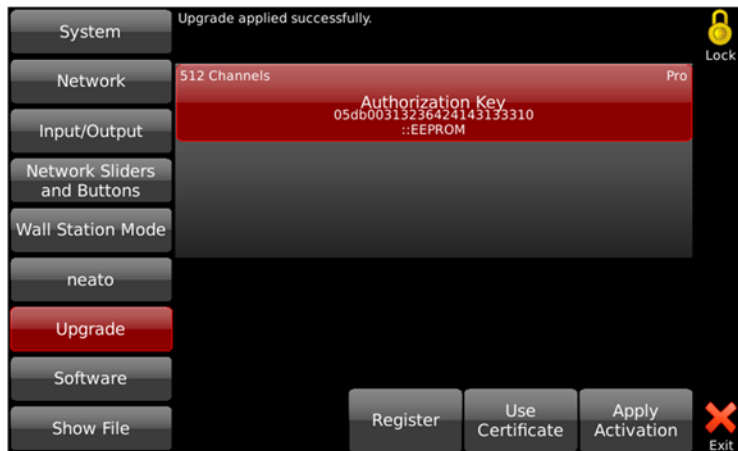
Pathway will email you an 'activation.txt' file. Forward that to the customer. Out of interest, it looks like this:

```
activation.txt
# This is a Pathway activation.txt file
# This file should be copied to a USB stick, inserted
# into a Cognito console then press
# POWER | SETUP | UPGRADE | APPLY ACTIVATION

Horizon-Init-V2-Start:
Z3JRBY3W6H9CRHL_osYT56ks-.5v3RpauzwX4YkFDL83nXLUxdy.P3P7DWuo
cDOUSkaVd0DljcxkxZf-EbmQwCX.RFoTrpHaCk891Bwn8DEm1Ihx5w.rZ931
ia1__GBU0Lsje7aALRcoU1Utz800bK5_skf52ju2-ytNV04LDqvKBAZz4HLfg
7nPcQVQLoXAIYdq_33Dw.UxEt_wCvzt5h0Y0T54zbr1yFbBHMWYaFevsqhF
NkvNpB169DZP2I9d6wpwu9aInjcz-GUePy0Kf7-0mR67VIG3d0h56Ykfkp
DQzuetfFR4PSrv0RZ781lr18nR11wbk4XwqZhtQ13Y_-i4Tg_IaezC9lPMn
USFmcsLxKbvrkN11jFZ_Lq9U0kpjaBjAAEkobLUX7Mmb09-soj62XGG-3y0V
.8yDtRSBw2d4h0.g63cbf1LE07GMtrXa4RwsebECZTCpmg59n_02W5z5X2y
uhCHnIMY-UfV0-LfzeNmPn6VSuPzsAd5BqwnjIDKkZyqVerxmKRBX0E07
HIH38M0h1AwM4jSpYHduiy.f_835gR1Rv288l0siU6alc.ckFQTqkggQj4_
Le5TNZ2aqmN9AolnGwK6YzxQheroin1XUu_P-AU.zqjTPDANTxodsWtTctb
bNXsEKo2wqH-axBVsCwDCEEBIph49Mvg2A1c5jZLZH8GnysX-8aW0acEe2UC
mL05V6-0z.6zK0GyxgNH8QcmyeKv0uzFrmfNB0p6HwQP7Y7d1hrw4iDIYVxZ
3-we_dtKgPY0vT47hsI3UcChc0MMFKEpMhujxvflC1SNEZRpp98AMpiGAjl
6DkkUHuqow0QX8-.Pa6Tf2GatL09W7ynd.Sm51dxbgfrE5P1weQ_Ru7Usmrj
CoRAIvbo8YTT2lgb5LYsZV421-1--dCV83MdeTfBL_L4Vcegz0ncKKuLkr96
```

Have the user copy the activation.txt file to the root directory of a USB thumb drive (formatted Fat32 – which is normal).

Have the user insert the thumb drive in console/controller and presses **POWER**  then **SETUP** then **UPGRADE** then **APPLY ACTIVATION**. (Choreo users press  then **UPGRADE**.) Nothing happens when they do this for about 20 seconds. Be patient.



At the end of the process, the user should see "Upgrade applied successfully" at the top of the screen and the Authorization Key should reflect the new authorization. Contact [support@pathwayconnect.com](mailto:support@pathwayconnect.com) if this is not the case.

The activation.txt will be removed from the USB key.

**NOTE:** The activation.txt file will only work for the specified serial number and base authorization it was generated for.