


DMX/RDM MERGER, eDIN

#1017



PRODUCT OVERVIEW

The #1017 DMX/RDM Merger allows merging and switching between two DMX sources in a one universe system. Through the use of automatic signal sensing across four operating modes, any port may detect incoming DMX signals and act as an input and produces two outputs; or two inputs may be merged to create one output; based on priority, HTP merge or switchable using an external contact.

The 1017 is RDM discoverable and configured.

FEATURES

- Three bi-directional ports
- Four operating modes
- Simple UI for mode selection
- Pluggable screw terminal connector block for power IN
- Two sets of pluggable terminal blocks for all DMX512 connections to support both shielded twisted pair and CAT5/6
- Automatically locates incoming DMX signal and routes according to current mode
 - **HUB:** Sense input on any port and output to other two ports
 - **A/B:** External A/B switch for user selection of input
 - **PRIORITY:** Automatically switch to Input A on active DMX signal, and fall back to Input B
 - **MERGE:** Merge Input A and B with highest level per slot output
- Auto-termination of inputs
- LEDs for Port direction, power and function/mode
- E1.20 Remote Device Management is supported in HUB and A/B modes
- Hold last look time and output speed user-settable by RDM
- Multi-level cascade of modules permitted
- Firmware field-upgradable using RDM (requires Pathway Pathport gateway and Pathscape software)

SPECIFICATIONS

- 250V fault protection on input and output ports
- Input operating voltage: 24-48 VDC
- 5W power consumption
- Operating Conditions: 14°F-118°F (-10°C to 48°C); 10-90% relative humidity, non-condensing

STANDARDS COMPLIANCE

- ANSI E1.11 DMX512-A
- ANSI E1.20 RDM - Remote Device Management
- RoHS 2002/95/EC

WEIGHTS AND DIMENSIONS

- 0.3 lbs (0.12 kg)
- 4.5"W x 4"H x 1.9"D (113mm x 103mm x 48mm)

INCLUDED FURNISHINGS

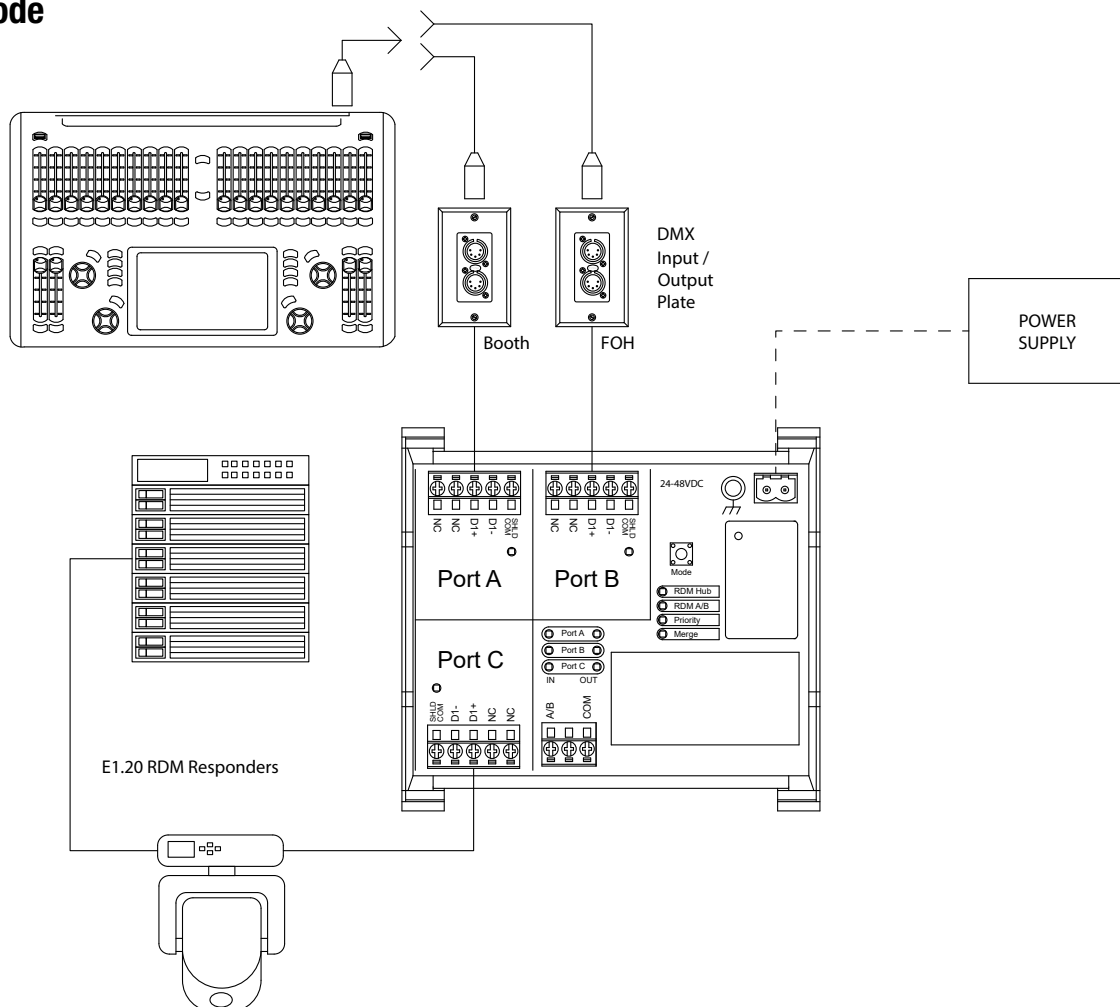
- DIN tray (housing) with end caps
- 11" (280mm) piece of DIN rail
- Installation/Operations manual

OPERATING MODES

- Mode 1: RDM Hub**
 Module detects and latches to a DMX input applied to any port. Automatically routes DMX signal to the other two ports. If a second source is applied, that source is ignored until the initial source stops. Module acts as RDM responder and splitter. Any downstream RDM responder may be discovered and configured using an RDM-enabled console or controller.
- Mode 2: RDM A/B Select**
 Allows user selection, through use of dry contact closure, of input signal arriving at Port B to be selected and routed to the output (Port C), over signal arriving as input at Port A. When dry contact is open, the signal arriving at Port A will be routed to the output (Port C). Ideal for switching between consoles on the fly. Module acts as RDM responder and splitter. Any downstream RDM responder may be discovered and configured using an RDM-enabled console or controller.
- Mode 3: Priority**
 Provides predictable signal priority arrangements of DMX sources. Port A is given priority over Port B. Module acts as RDM responder. However, all RDM communication with downstream devices is disabled. Any connected downstream RDM devices will not be discovered and cannot be configured.
- Mode 4: Merge**
 Provides HTP (highest-takes-precedence) merging of two DMX sources on Port A and B and output on Port C. Module acts as RDM responder. However, all RDM communication with downstream devices is disabled. Any connected downstream RDM devices will not be discovered and cannot be configured.

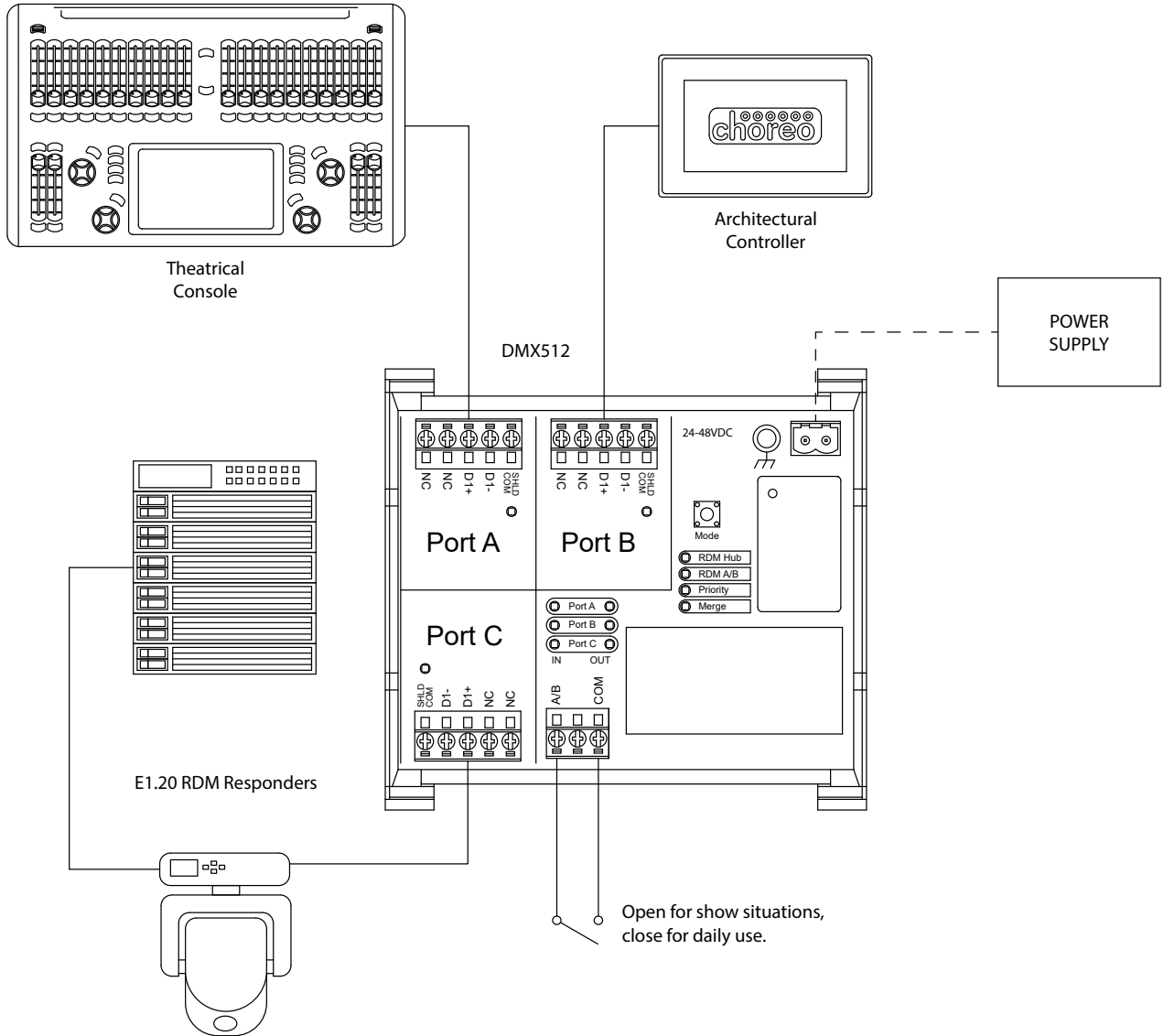
APPLICATION RISER

Hub Mode



APPLICATION RISER

A/B Select Mode

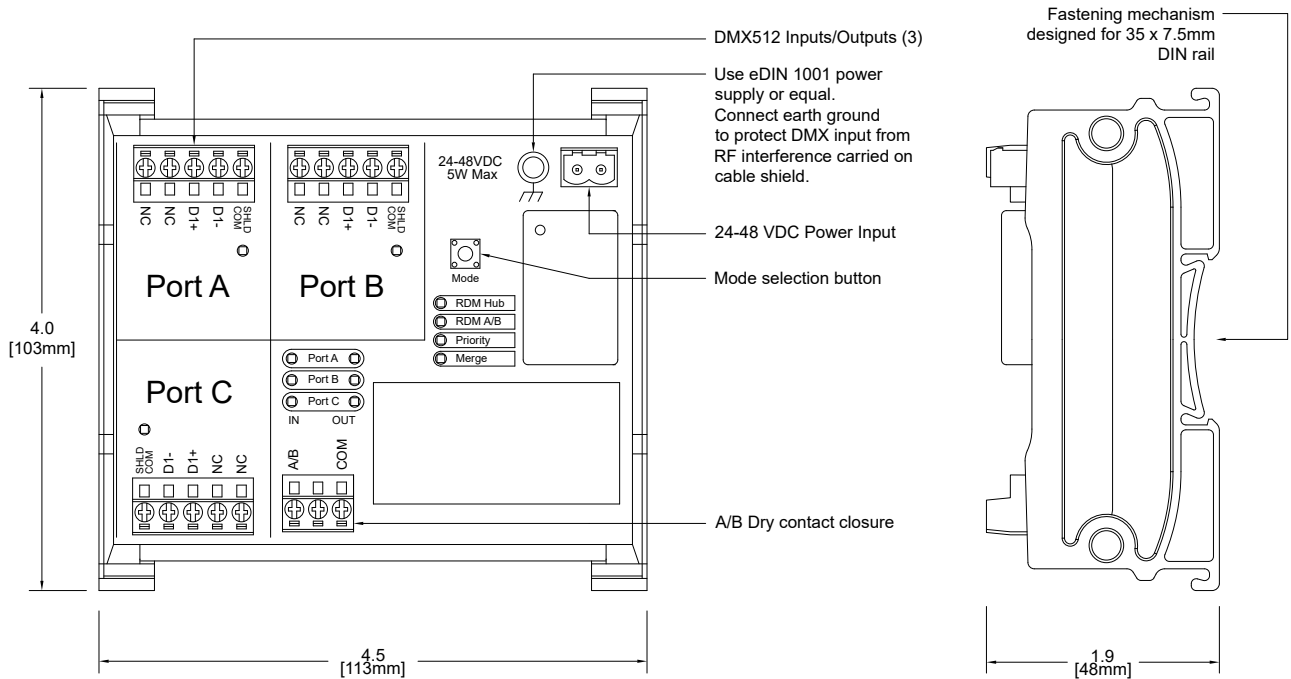


DMX PIN OUTS

	XLR PIN #	PURPOSE
DMX512/RDM PINOUT: FOR SHIELDED TWISTED PAIR	1	Shield
	2	Data - (complement)
	3	Data + (true)
	4	Not Used
	5	Not Used

	XLR PIN #	CAT5/6 Pin # and Color	PURPOSE
DMX512/RDM PINOUT: FOR CAT 5/6	3	1 - White/Orange	Data 1 + (true)
	2	2 - Orange	Data 1 - (complement)
	5	3 - White/Green	Not Used
	4	6 - Green	Not Used
	-	4 - Blue	Not Used - do not connect
	-	5 - White/Blue	Not Used - do not connect
	1	7 - White/Brown	Shield/COM
	1	8 - Brown	Shield/COM

DIMENSIONS AND CONNECTIONS



ORDERING INFORMATION

PART #	DESCRIPTION
1016	DMX/RDM Merger, 3 ports, eDIN, Fully Isolated (4.5")
ACCESSORIES	
1001-050-24-DIN	50 Watt, 24VDC Power Supply, DIN-Mountable
1001-100-24-DIN	100 Watt, 24VDC Power Supply, DIN-Mountable
1103	eDIN Rack Mount Panel, 2RU high, two 16.5" DIN Rail
1105	eDIN System Enclosure, 10" x 13" x 4.5" c/w One 9" Vertical DIN Rail
1106	eDIN System Enclosure, 10" x 23" x 4.5" c/w One 19" Vertical DIN Rail
1107	eDIN System Enclosure, 10" x 23" x 4.5" c/w Three 9" Horizontal DIN Rail
1108	eDIN System Enclosure, 10" x 13" x 4.5" c/w Two 9" Horizontal DIN Rail
1109	Expanded eDIN System Enclosure 18.5" x 31.5" x 6.5" c/w Three 24" Vertical DIN Rail, One 18" DIN Rail in Class 1 section, two 3-gang knockouts in removable door
4000	eDIN Enclosure Assembly Service